



MS4043

Cylinder Guard

MS4043 Cylinder Guard is a hardened-steel ring to protect cylinder from vandalism.



Function

The standard mortise cylinder is made of brass. It is literally a soft spot in narrow stile door security. Using special pliers, a pipe wrench or other leverage device, a burglar can tear the cylinder out of the door, leaving an opening through which the deadlock may be operated.

The MS4043 Cylinder Guard offers a three-way defense against this problem:

1. The outer shield ring is fully beveled to offer poor purchase for either prying or twisting.
2. The ring is hardened steel so that the combination of shape and hardness make it virtually impossible to grip, even with sharpened tools.
3. In the event that a prying tool such as a cold chisel is driven into the stile behind the shield ring, the would-be burglar is obliged to pull a heavy steel plate through a round hole in the 1/8" metal door stile. This degree of leverage is far beyond that available with most hand tools.

Features

Security Ring

Made of hardened-steel. Free-swiveling when properly installed.

Retainer Ring

Hardened-steel, plated for corrosion resistance. Permits security ring to swivel.

Trim Finish

Powder coat 119 to match 335
Black anodized, 121 to match
313 Dark bronze anodized, 130
to match 628 Clear anodized

Standard Package

Individually packaged with spacers for flush fitting in thin stile walls. Cylinders available separately.

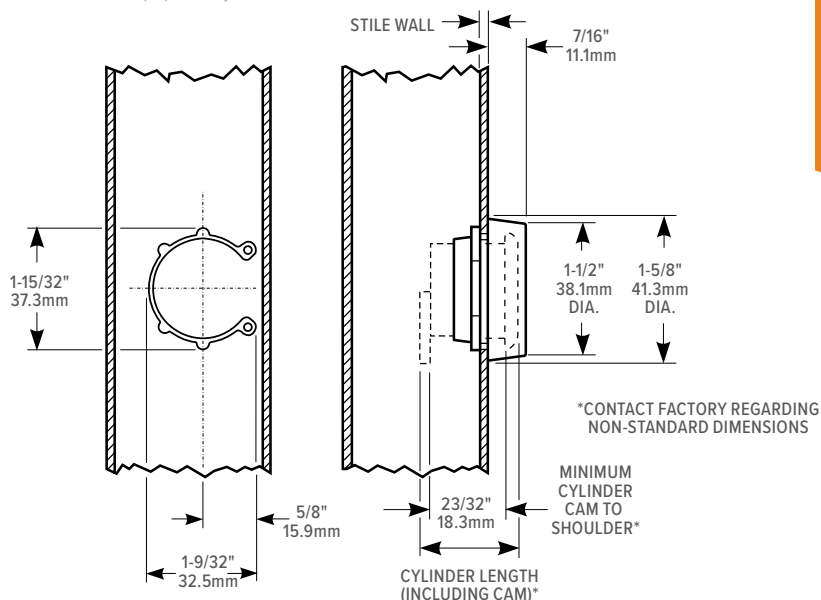
Shipping Weight

1/8 lb. [0.06 kg]

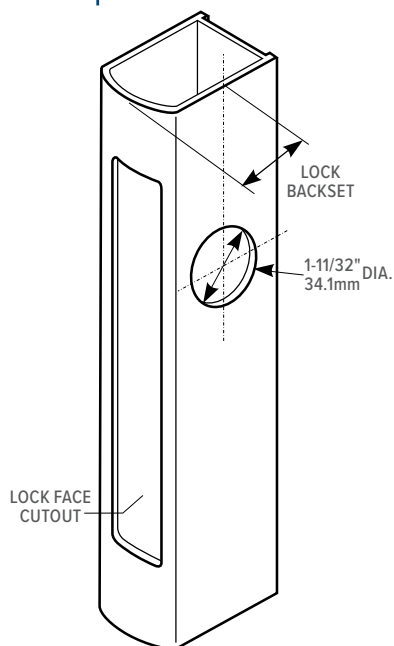
Options

- MS4043 Cylinder Guard fits a standard 1/8" stile wall. For 1/4" thick stile walls, specify MS4043-01.

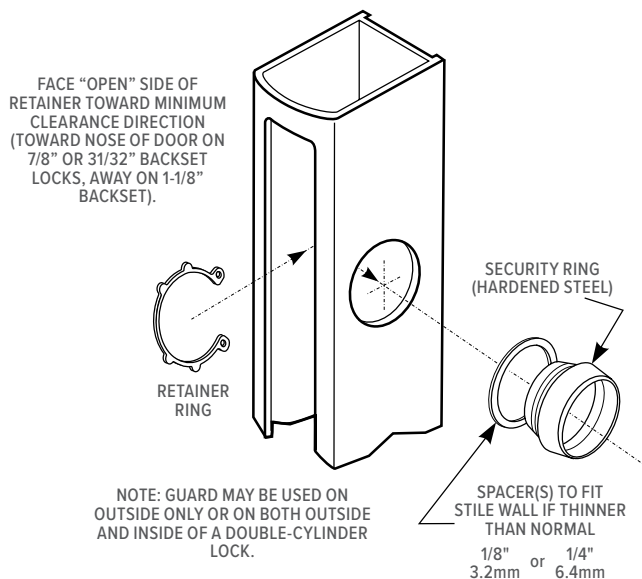
Dimensions



Stile Preparation



Installation



How to Order & Compatible Products

MS4043 Cylinder Guard Specify quantity and the following information. Order related products separately.

MODEL	STILE WALL & CYLINDER		FINISH
MS4043	-01		-130
	Stile Wall	Cylinder	119 To match 335 Black Anodized
	00 $\frac{1}{8}$ "	5 or 6 pin	121 To match 313 Dark Bronze Anodized
	01 $\frac{1}{4}$ "	5 or 6 pin	130 To match 628 Clear Anodized
	02 $\frac{1}{8}$ " (3.2mm)	$1\frac{5}{16}$ " to $1\frac{7}{16}$ " long	

COMPATIBLE

DEADLOCKS	DEADLATCHES	FLUSHLOCKS	EXIT DEVICES
1830, MS1837, MS1850S, MS1850S-050, MS1850SN, MS1850SN-050, MS1861, 1875, MS+1890, MS1950, MS1950-050, 2190, 2290 Series Deadlocks	4300 Electrified Deadlatches, 4510, 4530, 4900, 4920AN Series Deadlatches 4781 Two point Deadlatch	1870, 1870HM Series Cylinder-Operated Flushbolts	8300, 8400 Mortise Exit Devices

Experience a safer
and more open world